




ELEMENTS DIRECTORS CHAIR



SPECIFICATIONS

DIMENSIONS	CM	INCHES
DEPTH	56	22
WIDTH	50	20
HEIGHT	85	33.5
ARMREST HEIGHT	66	26
SEAT HEIGHT	47	18.5

PRODUCT CODE	8807	
MATERIAL	NATURAL TEAK + SUNBRELLA SLING	
COLOUR OPTIONS		
		
Anthracite	Teak	Logan Graphite

VIEW ONLINE AT: <http://www.sunweave.com/collections/product/elements-directors-chair.html>